



IP 66

Tailor Made Lighting Design

- Tilt & Rotatable LED module
- Dimmable
- Flexible light distribution to the desired area
- Cost saving in installation & Maintenance

Application

Parking lot, Wall Pack, Roadway, Billboard

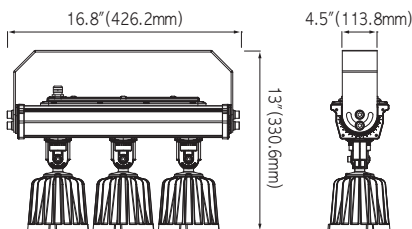
Specification

Model	Power	Luminous Efficacy	Luminous Flux	Color Temperature	CRI	Weight	Life Time	Input Voltage	Operation Temperature
TM040	40W	91 lm/W	3,640 lm			4.2 Kg / 9.25 lb			
TM060	60W	91 lm/W	5,460 lm			4.5 Kg / 9.92 lb			
TM080	80W	92 lm/W	7,360 lm	3000K, 4000K 5000K, 6500K	80 Ra	6.0 Kg / 13.2 lb	50,000hrs	AC100~277V AC100~240V	-30°C ~ 60°C -22°F ~ 140°F
TM100	100W	94 lm/W	9,400 lm			6.5 Kg / 14.3 lb			
TM120	120W	95 lm/W	11,400 lm			9.5 Kg / 20.9 lb			

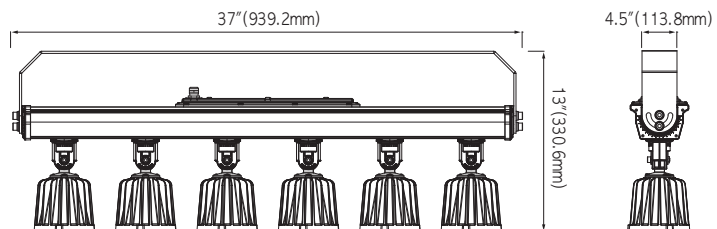
Body	Cast Aluminum	Mounting Option	Swivel Bracket / Surface Mount
Cover	Tempered Glass 4T (Clear)	Light Distribution	30° (Straight Position)
Finish	Powder Coating	Control System	Wired (0-10V)

Dimension

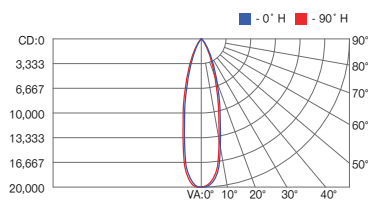
• TM060



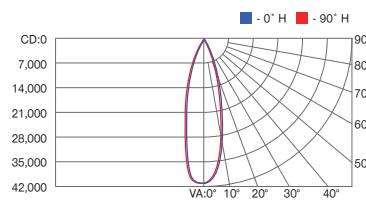
• TM120



Photometry



[TM060 / 5000K / Straight Position]



[TM120 / 5000K / Straight Position]